

High School of Art & Design

Foundation Art 2026 Summer Homework

Guillermo Del Toro:

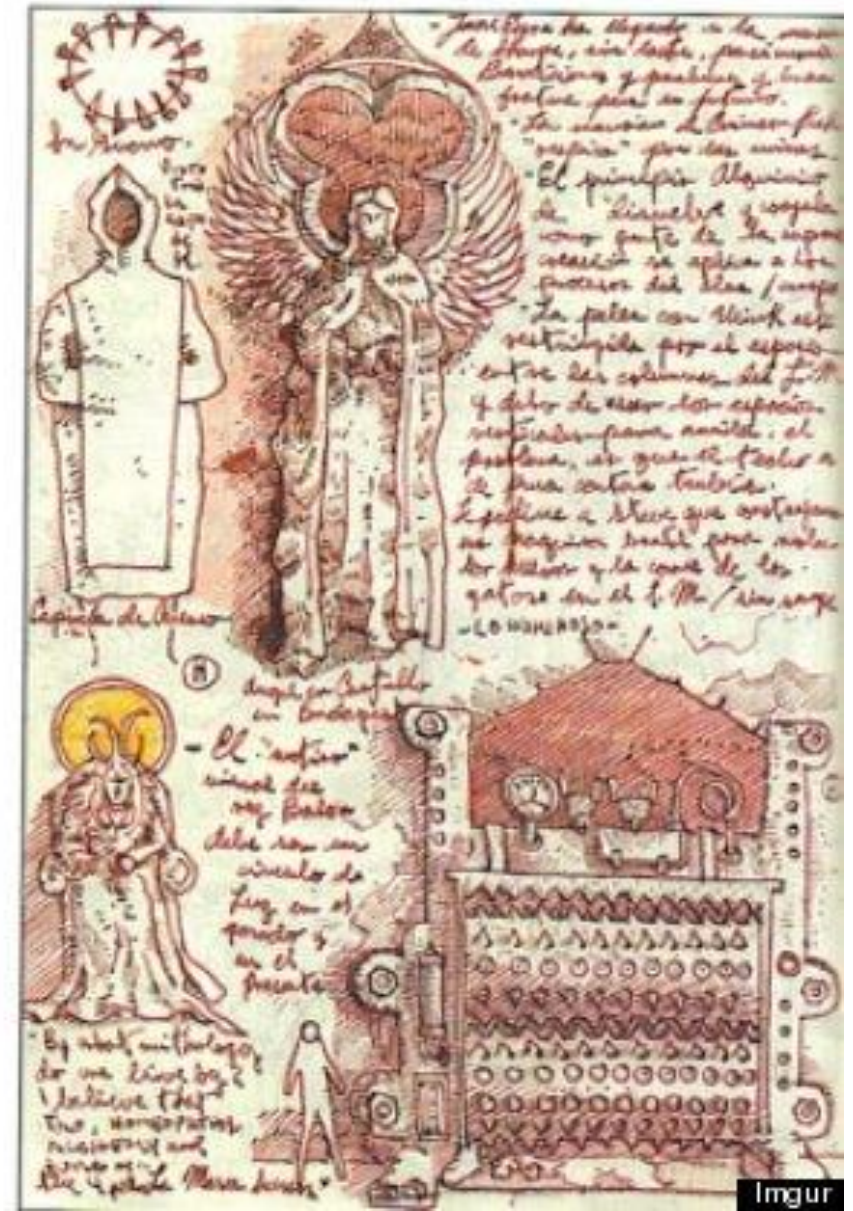

Director of many films but most popular are Pan's Labyrinth, Hell Boy, Pacific Rim, and recently Pinocchio.

Do a Google Search:

"Guillermo Del Toro sketchbook"

Guillermo's Sketchbook pages is filled with text, imaginative drawings and designs based on ideas from his films. The layout of each page is done spontaneously, yet somehow Guillermo fits and fills each page fully. Study several of Guillermo's pages to prepare...

The following slides will provide you directions and insight regarding how best to organize the written definitions and related information with imagery on a page.



From, Guillermo Del Toro Sketchbook

Summer Homework Directions

IMPORTANT: Your task is to create two projects: #1- Illustrate and design each of the **7 Elements of Art** and #2- Illustrate and design each of the **8 Principles of Design** listed below. You will use text and imagery on a 2-page spread format, explaining the meaning of each word as it relates to creating artwork. You may use any medium you prefer. The size of each project should be completed on an 11"x17" drawing page (*You may combine 2 sheets of 8.5" x 11" paper by taping it in the middle*) but no larger than 14" x 17".

7 Elements of Art:

Fundamental *building blocks, or tools used to make art...*

1. **Line**
2. **Shape**
3. **Value**
4. **Form**
5. **Color**
6. **Texture**
7. **Space**

Define & Illustrate all 7 Elements on a 2-page spread

8 Principles of Design:

The concept, or theory that requires the use of the Elements to convey a message in the design.

1. **Balance**
2. **Contrast**
3. **Emphasis (*Focal Point*)**
4. **Movement (*as in where the eyes look*)**
5. **Pattern**
6. **Proportion**
7. **Rhythm**
8. **Unity (*Harmony*)**

Define & Illustrate all 8 Principles on a 2-page spread

Summer Homework Directions Explained...

Each Page Must Contain the Following Information:

Title Block

(Name of the Element or Principle)

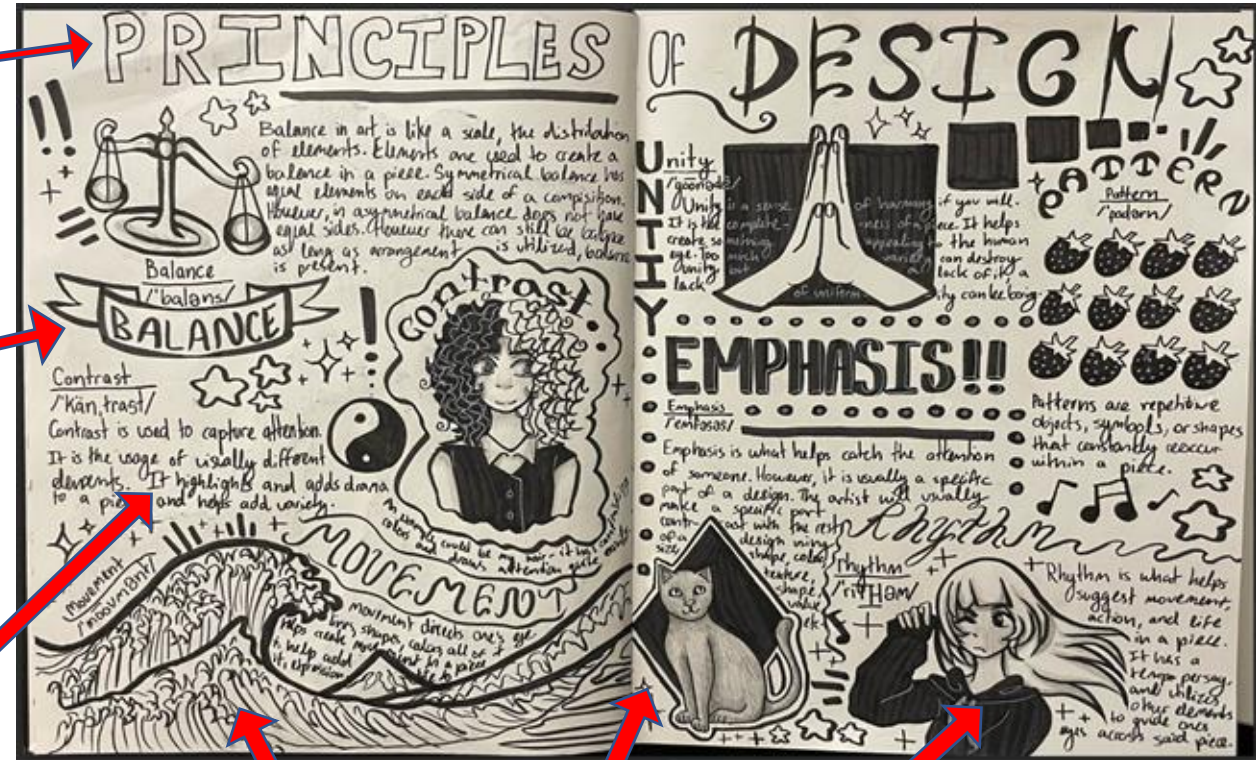
Notice how students are utilizing the space to create emphasis on the title.

Sub-Titles

These are important vocabulary words that fall under the Principles and Elements of Art. Each Element & Principle should be treated as a sub-title as observed in this student's example...

Definition (Written)



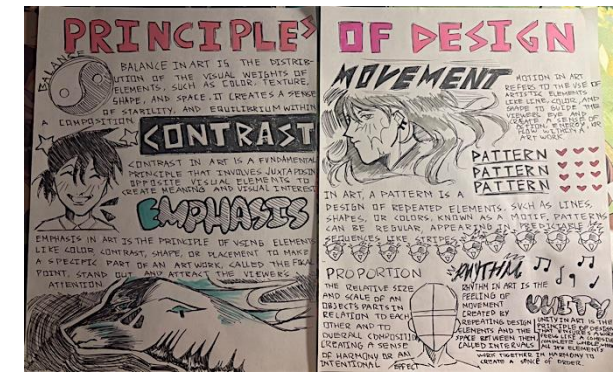


Take notes as you research! You're expected to include text into your Page's design. Remember you are defining each Sub-Title that is a Principle and Element. That's a total of 15 words with definitions... Keep it pithy!



Demonstration (Illustrated)

Consider the whole page. How can you design and illustrate the meaning of each of the Principles & Elements based on the definitions you devised from research? Also, consider how you will lead the viewers eyes to clearly read and follow each Sub-Title, from one to the next?

PAST STUDENTS' SUMMER HOMEWORK EXAMPLES:



What is a 2-page spread? The examples above were done by past students, each demonstrating how they solved the spatial problems of including text & imagery, fitting it all, fully into a 2-page spread format. You may emulate these students' designs' but not copy! Research the information required and organize it onto 2 facing pages in a well designed composition that clearly define and illustrate the 8 Principles of Design. Then, make another 2-page spread design clearly defining and illustrating the 7 Elements of Art.

Summer Homework Deadline

SIZE OF PROJECTS: 11" x 17" or 14" x 17"

#1- All 8 Principles of Design Defined on a large drawing page.

#2- All 7 Elements of Art Defined on a large drawing page.

MEDIUM: Any! Your Choice...What is your favorite medium to use to make good artwork?

DEADLINE: Bring your artwork to school, Signed & Dated, on **Thursday, September 10th**